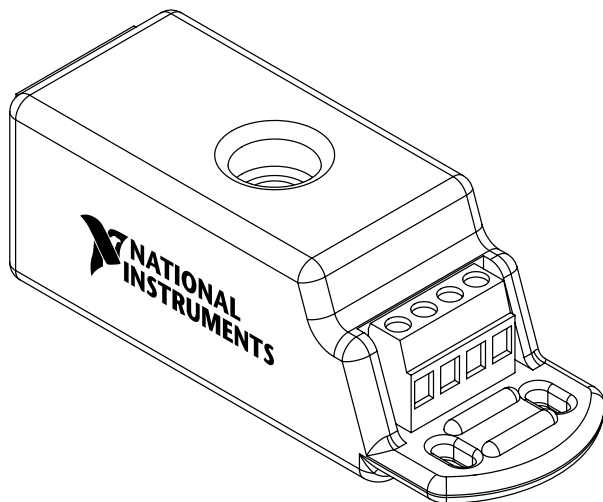


NI 9926/9944/9945

Terminal Block



This document describes the features of the NI 9926, NI 9944, and NI 9945 terminal blocks, referred to inclusively in this document as the NI 9926/9944/9945. You can use the NI 9926/9944/9945 to add a quarter bridge to the NI 9237 module. Refer to the *NI 9237 Getting Started Guide* and *NI 9237 Datasheet* for more information about the NI 9237.

What You Need to Get Started

To use the NI 9926/9944/9945, you will need the following:

- Plastic tie strap for strain relief wrapped around the two front holes.
- M4x20 screw or other hardware that fits in the 8.89 mm (0.350 in.) outer clearance hole and 4.57 mm (0.180 in.) inner clearance hole.

Dimensions

The outer dimensions of the NI 9926/9944/9945 are 66 mm × 21.6 mm × 22.96 mm (2.6 in. × 0.85 in. × 0.90 in.) as shown below.

Figure 1. NI 9926/9944/9945 Dimensions

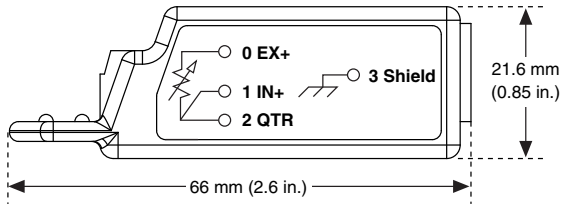
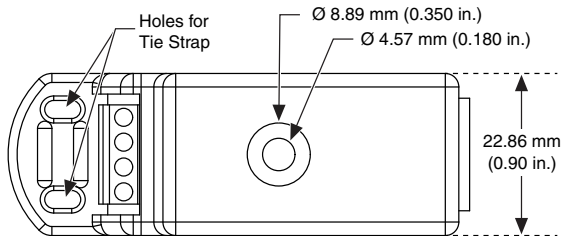


Figure 2. NI 9926/9944/9945 Dimensions and Hole Clearance



Specifications

Definitions

Warranted specifications describe the performance of a model under stated operating conditions and are covered by the model warranty.

Characteristics describe values that are relevant to the use of the model under stated operating conditions but are not covered by the model warranty.

- *Typical* specifications describe the performance met by a majority of models.
- *Nominal* specifications describe an attribute that is based on design, conformance testing, or supplemental testing.

Specifications are *Typical* unless otherwise noted.

Conditions

Specifications are valid for the range -40 °C to 70 °C unless otherwise noted.

Weight	32 g (1.1 oz)
Operating temperature	-40 °C to 70 °C

Resistor value

NI 9926	1,000 Ω
NI 9944	120 Ω
NI 9945	350 Ω

Resistance drift

NI 9926	0.0100 $\Omega/^\circ\text{C}$
NI 9944	0.0012 $\Omega/^\circ\text{C}$
NI 9945	0.0035 $\Omega/^\circ\text{C}$

Resistor tolerance (at 25 $^\circ\text{C}$)

0.1% maximum

Resistor power

0.25 W maximum

Information is subject to change without notice. Refer to the *NI Trademarks and Logo Guidelines* at ni.com/trademarks for information on NI trademarks. Other product and company names mentioned herein are trademarks or trade names of their respective companies. For patents covering NI products/technology, refer to the appropriate location: **Help»Patents** in your software, the `patents.txt` file on your media, or the *National Instruments Patent Notice* at ni.com/patents. You can find information about end-user license agreements (EULAs) and third-party legal notices in the `readme` file for your NI product. Refer to the *Export Compliance Information* at ni.com/legal/export-compliance for the NI global trade compliance policy and how to obtain relevant HTS codes, ECCNs, and other import/export data. NI MAKES NO EXPRESS OR IMPLIED WARRANTIES AS TO THE ACCURACY OF THE INFORMATION CONTAINED HEREIN AND SHALL NOT BE LIABLE FOR ANY ERRORS. U.S. Government Customers: The data contained in this manual was developed at private expense and is subject to the applicable limited rights and restricted data rights as set forth in FAR 52.227-14, DFAR 252.227-7014, and DFAR 252.227-7015.

© 2019 National Instruments. All rights reserved.

374437B-01 August 23, 2019