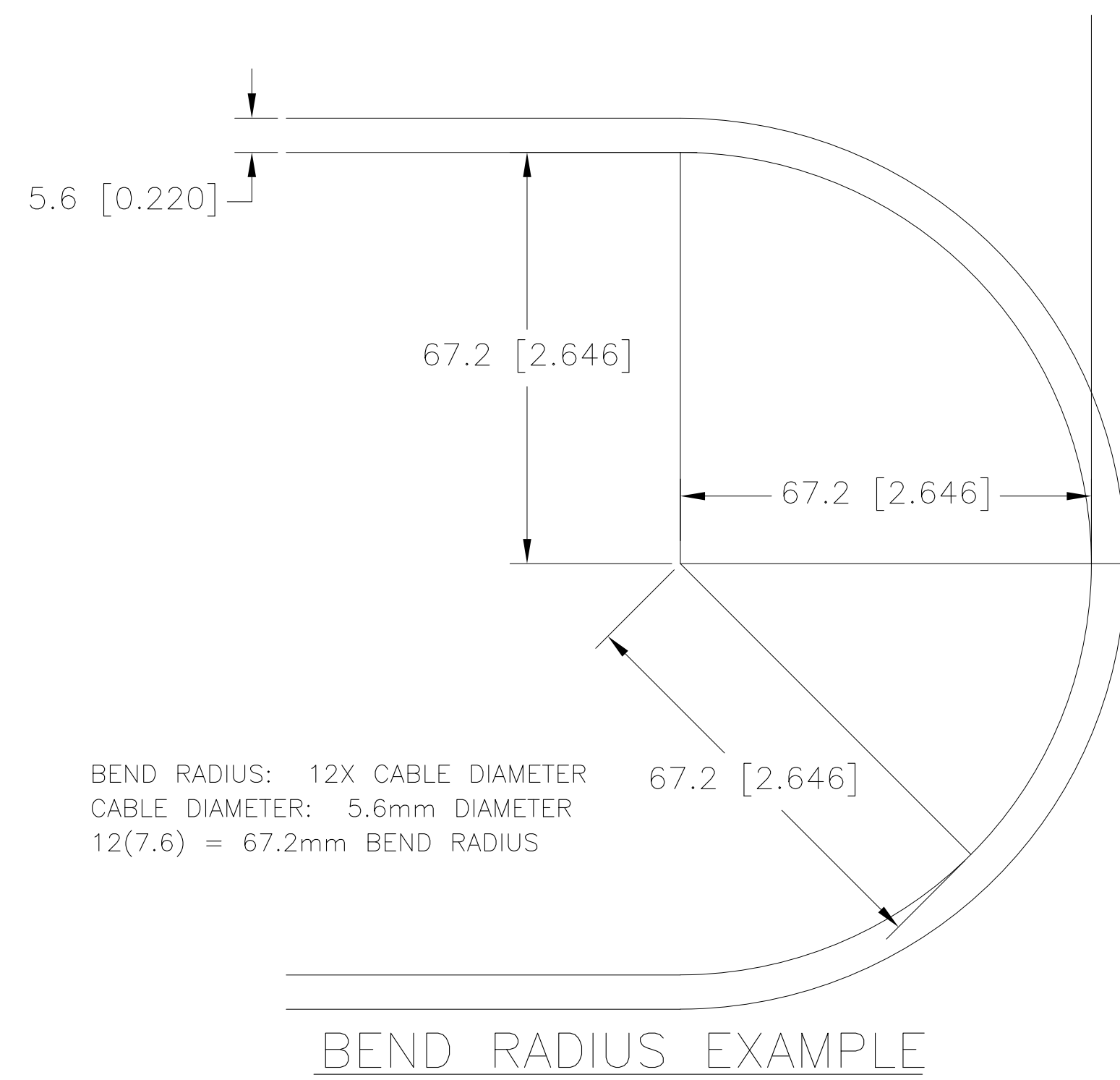
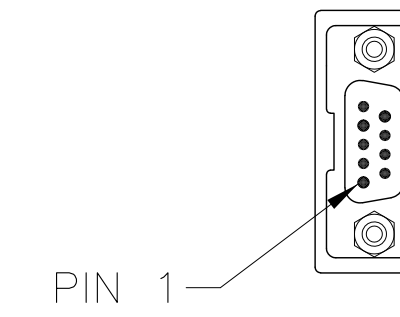
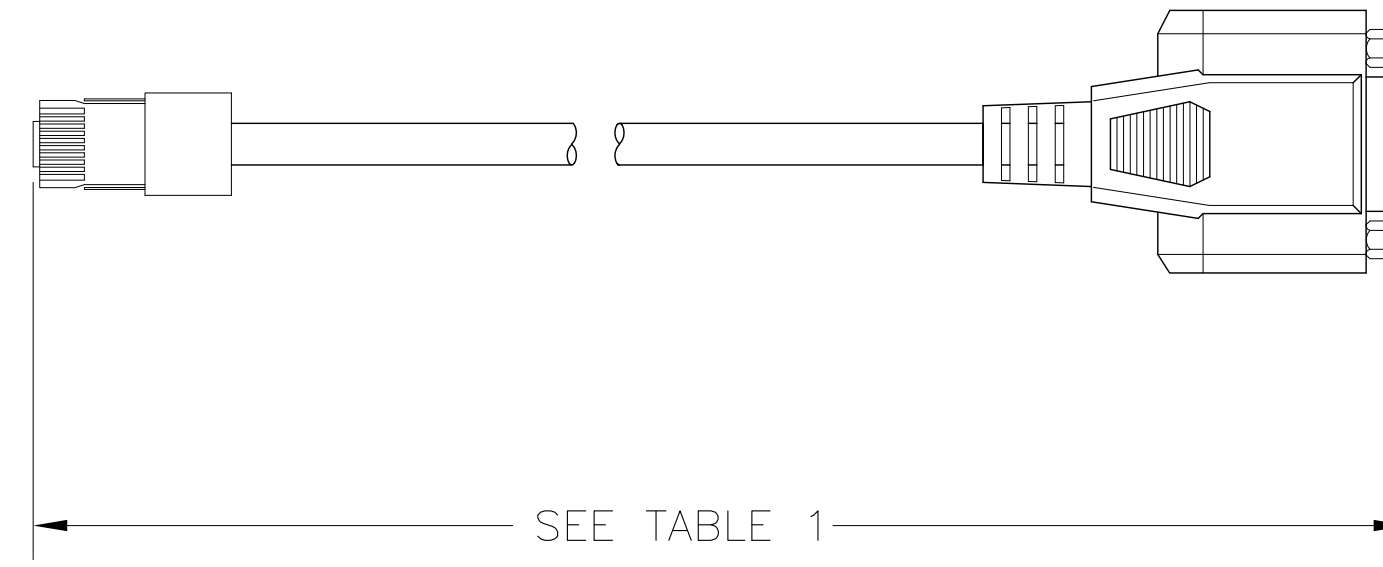
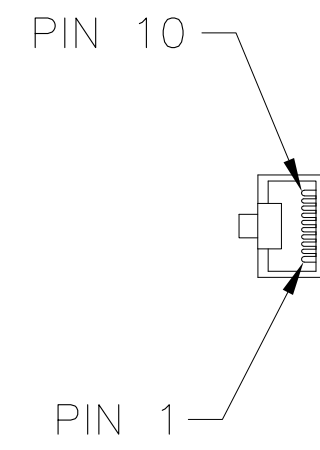


This document contains confidential and proprietary information which is the property of NI. This proprietary information is supplied to the possessor pursuant to the possessor's agreement to do the following:

1. to maintain this document in confidence;
2. not to reproduce, publish or copy it in whole or in part without written permission; and
3. not to use this document as a basis for the manufacture or sale of goods without written permission.

©COPYRIGHT 2020 NATIONAL INSTRUMENTS CORPORATION. ALL RIGHTS RESERVED.



WIRE LIST			
FROM	TO	SIGNAL-232	SIGNAL-485
P1-10	P2-1	DCD	GND
P1-9	P2-2	RX	HSI+
P1-8	P2-3	TX	HSO+
P1-7	P2-4	DTR	RXD+
P1-6	P2-5	GND	RXD-
P1-5	P2-6	DSR	HSI-
P1-4	P2-7	RTS	HSO-
P1-3	P2-8	CTS	TXD+
P1-2	P2-9	RI	TXD-
BRAID		SHIELD	SHIELD

TABLE 1	
LENGTH	TOLERANCE
<2 m	±5 cm
2 TO 5 m	±10 cm
<5 m	±15 cm

CONDUCTOR SPECIFICATIONS:

CONDUCTOR: 28AWGTINNED COPPER, 0.32 MILLIMETER DIAMETER
INSULATION: SR-PVC, 0.85 MILLIMETER DIAMETER

BEND RADIUS: 12X CABLE DIAMETER (SEE EXAMPLE) PER SPECIFICATIONS
2014 NEC SECTION 300.34 CONDUCTOR BEND RADIUS
2014 NEC SECTION 300.24 BENDING RADIUS

1. REFER TO PRODUCT MANUAL ON NI.COM FOR MORE DETAILS.

NOTES: UNLESS OTHERWISE SPECIFIED.

CUSTOMER DRAWING

UNLESS OTHERWISE SPECIFIED DIMENSIONS ARE IN MILLIMETERS AND [INCHES]		NI.COM AUSTIN, TEXAS
DO NOT SCALE DRAWING THIRD ANGLE PROJECTION		
	SIZE	CODE IDENT NO. DATE
	D 7U296	09/01/2020
SCALE: 1/1	SHEET 1 OF 1	