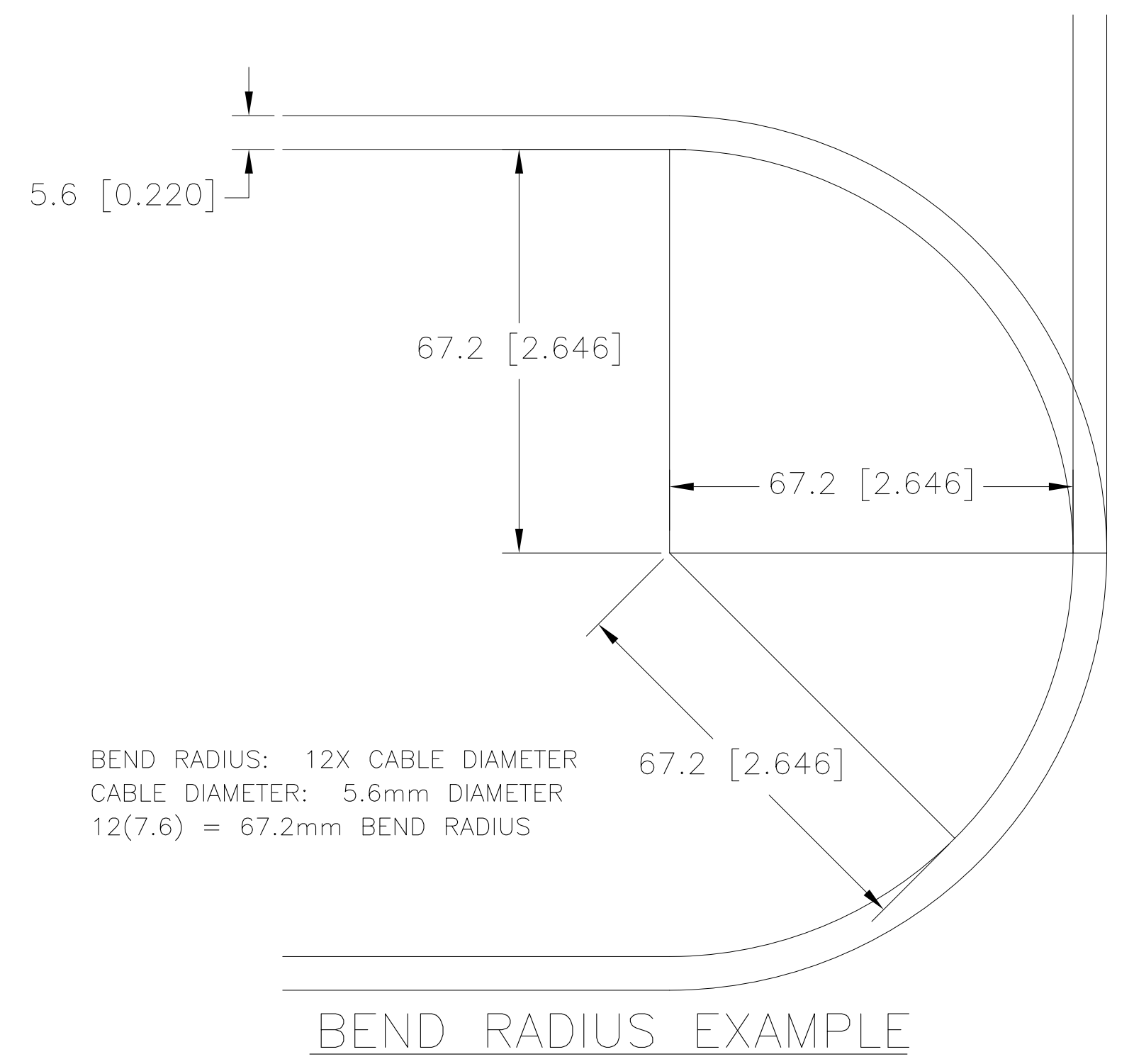
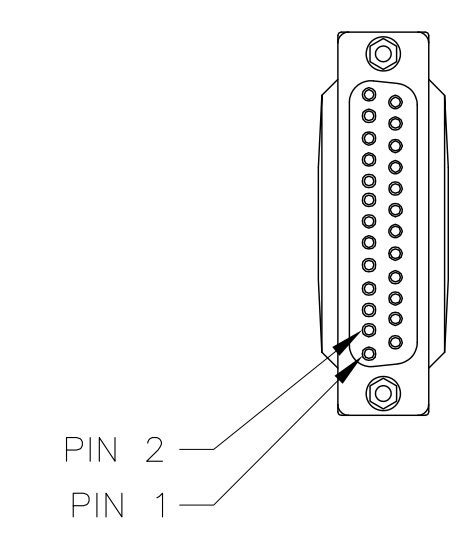
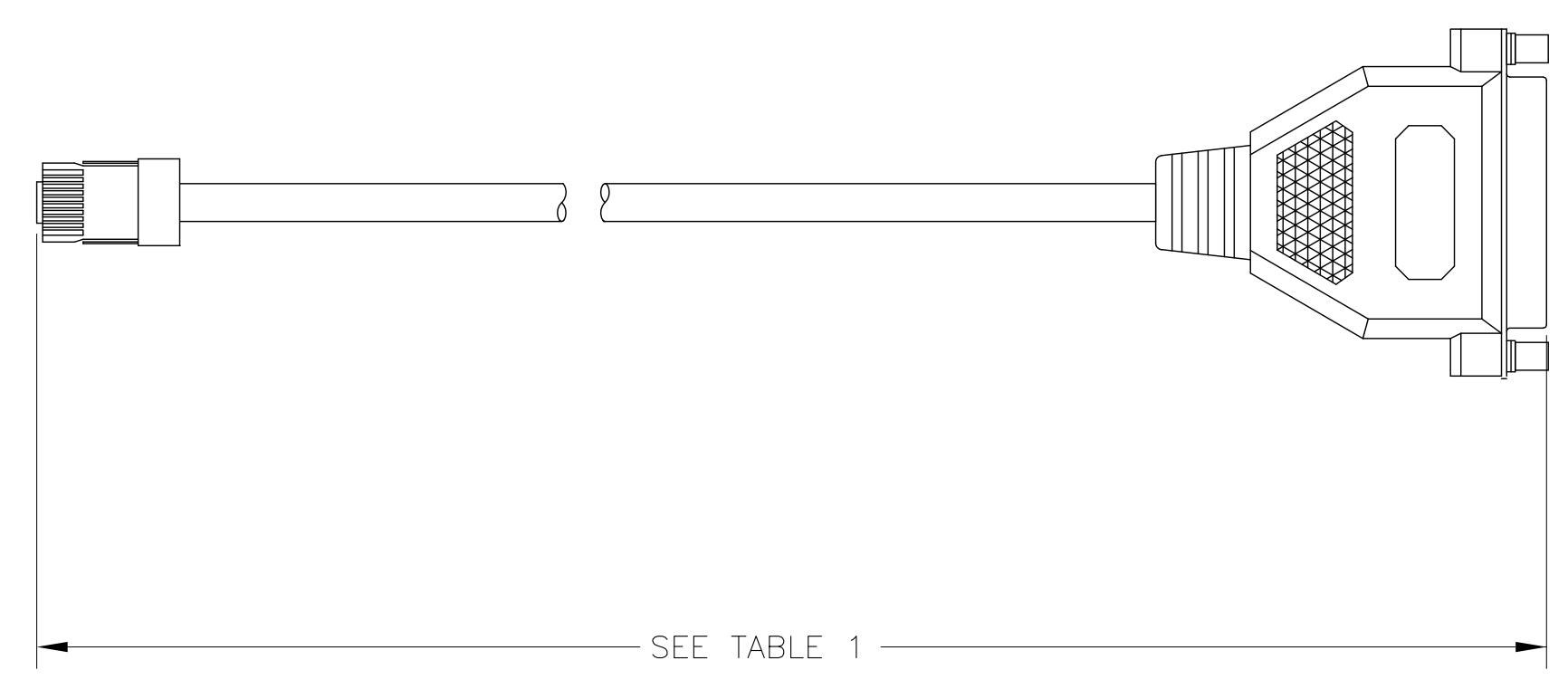
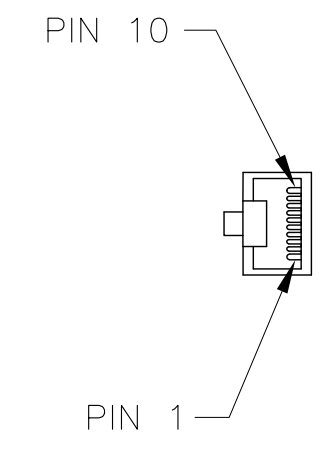


This document contains confidential and proprietary information which is the property of NI. This proprietary information is supplied to the possessor pursuant to the possessor's agreement to do the following:

1. to maintain this document in confidence;
2. not to reproduce, publish or copy it in whole or in part without written permission; and
3. not to use this document as a basis for the manufacture or sale of goods without written permission.

©COPYRIGHT 2020 NATIONAL INSTRUMENTS CORPORATION. ALL RIGHTS RESERVED.



WIRE LIST				
P1	P2	SIGNAL -232	SIGNAL -485	COLOR
10	8	DCD	GND	WHITE
9	3	RX	HSI+	GREEN
8	2	TX	HSO+	ORANGE
7	20	DTR	RXD+	BLUE
6	7	GND	RXD-	BROWN
5	6	DSR	HSI-	BLACK
4	4	RTS	HSO-	YELLOW
3	5	CTS	TXD+	RED
2	22	RI	TXD-	PURPLE
DRAIN WIRE	1	SHIELD	SHIELD	DRAIN

TABLE 1	
LENGTH	TOLERANCE
<2 m	±5 cm
2 TO 5 m	±10 cm
<5 m	±15 cm

CONDUCTOR SPECIFICATIONS:

CONDUCTOR: 28AWGTINNED COPPER, 0.32 MILLIMETER DIAMETER  
 INSULATION: SR-PVC, 0.85 MILLIMETER DIAMETER

BEND RADIUS: 12X CABLE DIAMETER (SEE EXAMPLE) PER SPECIFICATIONS  
 2014 NEC SECTION 300.34 CONDUCTOR BEND RADIUS  
 2014 NEC SECTION 300.24 BENDING RADIUS

1. REFER TO PRODUCT MANUAL ON NI.COM FOR MORE DETAILS.

NOTES: UNLESS OTHERWISE SPECIFIED.

CUSTOMER DRAWING

UNLESS OTHERWISE SPECIFIED DIMENSIONS ARE IN MILLIMETERS AND [INCHES]	NI.COM AUSTIN, TEXAS
DO NOT SCALE DRAWING THIRD ANGLE PROJECTION	SIZE CODE IDENT NO. DATE D 7U296 09/01/2020
	SCALE: 1/1 SHEET 1 OF 1