


SAFETY, ENVIRONMENTAL, AND REGULATORY INFORMATION

PXIe-5113


PXIe, 500 MHz, 3 GS/s, 8-bit PXI Oscilloscope


Read this document and the documents listed in the additional resources section about installation, configuration, and operation of this equipment before you install, configure, operate, or maintain this product. Users are required to familiarize themselves with installation and wiring instructions in addition to requirements of all applicable codes, laws, and standards.

Regulatory Icons


 **Notice**—Take precautions to avoid data loss, loss of signal integrity, degradation of performance, or damage to the model.


 **Caution**—Take precautions to avoid injury. Consult the model documentation for cautionary statements when you see this icon printed on the model. Cautionary statements are localized into French for compliance with Canadian requirements.

 **Shock Warning**—Take precautions to avoid electrical shock.

 **Hot Surface**—Take precautions to avoid physical burns.

Safety

 **Caution** Observe all instructions and cautions in the user documentation. Using the model in a manner not specified can damage the model and compromise the built-in safety protection. Return damaged models to NI for repair.


 **Attention** Suivez toutes les instructions et respectez toutes les mises en garde de la documentation utilisateur. L'utilisation d'un modèle de toute autre façon que celle spécifiée risque de l'endommager et de compromettre la protection de sécurité intégrée. Renvoyez les modèles endommagés à NI pour réparation.

Safety Voltage and Frequency

Voltage	±250 V DC ¹
---------	------------------------

Frequency	500 MHz ²
-----------	----------------------

Measurement Category	CAT I
----------------------	-------

 **Caution** Do not connect the PXIe-5113 to signals or use for measurements within Measurement Categories II, III, or IV.


 **Attention** Ne connectez pas le PXIe-5113 à des signaux et ne l'utilisez pas pour effectuer des mesures dans les catégories de mesure II, III ou IV.


Measurement Category I is for measurements performed on circuits not directly connected to the electrical distribution system referred to as *MAINS* voltage. *MAINS* is a hazardous live electrical supply system that powers equipment. This category is for measurements of voltages from specially protected secondary circuits. Such voltage measurements include signal levels, special equipment, limited-energy parts of equipment, circuits powered by regulated low-voltage sources, and electronics.

 **Note** Measurement Categories CAT I and CAT O are equivalent. These test and measurement circuits are for other circuits not intended for direct connection to the *MAINS* building installations of Measurement Categories CAT II, CAT III, or CAT IV.

Safety Guidelines for Hazardous Voltages


If hazardous voltages are connected to the device, take the following precautions. A hazardous voltage is a voltage greater than 42.4 V peak voltage or 60 V DC in DRY LOCATIONS, and 22.6 V peak or 35 V DC in WET LOCATIONS.


 **Caution** Ensure that hazardous voltage wiring is performed only by qualified personnel adhering to local electrical standards.


 **Attention** S'assurer que le câblage à tension dangereuse est effectué par du personnel qualifié respectant les normes électriques locales.


¹ Derate above 250 kHz at 20 dB/dec until 2.5 MHz, then derate at 5 dB/dec.


² Bandwidth using 50 Ω or 1 MΩ mode with accessory oscilloscope probe.


 **Caution** Do not mix hazardous voltage circuits and human-accessible circuits on the same module.


 **Attention** Ne pas combiner des circuits de tension dangereuse et des circuits accessibles aux personnes sur le même module.


 **Caution** When module terminals are hazardous voltage LIVE, you must ensure that devices and circuits connected to the module are properly insulated from human contact.

 **Attention** Lorsqu'une haute tension dangereuse est appliquée aux bornes de l'appareil, s'assurer que les appareils et les circuits connectés au module sont correctement isolés de tout contact humain.

 **Caution** All wiring must be insulated for the highest voltage used.

 **Attention** Tout le câblage doit être isolé pour la plus haute tension utilisée.


 **Warning** Do not connect the PXIe-5113 to signals or use for measurements within Measurement Categories II, III, or IV, or for measurements on MAINS circuits or on circuits derived from Overvoltage Category II, III, or IV which may have transient overvoltages above what the product can withstand. The product must not be connected to circuits that have a maximum voltage above the continuous working voltage, relative to earth or to other channels, or this could damage and defeat the insulation. The product can only withstand transients up to the transient overvoltage rating without breakdown or damage to the insulation. An analysis of the working voltages, loop impedances, temporary overvoltages, and transient overvoltages in the system must be conducted prior to making measurements.

 **Mise en garde** Ne connectez pas le PXIe-5113 à des signaux dans les catégories de mesure II, III ou IV et ne l'utilisez pas pour des mesures dans ces catégories, ou des mesures sur secteur ou sur des circuits dérivés de surtensions de catégorie II, III ou IV pouvant présenter des surtensions transitoires supérieures à ce que le produit peut supporter. Le produit ne doit pas être raccordé à des circuits ayant une tension maximale supérieure à la tension de fonctionnement continu, par rapport à la terre ou à d'autres voies, sous risque d'endommager et de compromettre l'isolation. Le produit risque de tomber en panne et son isolation risque d'être endommagée si les tensions transitoires dépassent la surtension transitoire nominale. Une analyse des tensions de fonctionnement, des impédances de boucle, des surtensions temporaires et des surtensions transitoires dans le système doit être effectuée avant de procéder à des mesures.

Safety Compliance Standards

This product is designed to meet the requirements of the following electrical equipment safety standards for measurement, control, and laboratory use:

- IEC 61010-1, EN 61010-1
- UL 61010-1, CSA C22.2 No. 61010-1


 **Note** For UL and other safety certifications, refer to the product label or the [Product Certifications and Declarations](#) section.


EMC Guidelines


This product was tested and complies with the regulatory requirements and limits for electromagnetic compatibility (EMC) stated in the product specifications. These requirements and limits provide reasonable protection against harmful interference when the product is operated in the intended operational electromagnetic environment.

This product is intended for use in industrial locations. However, harmful interference may occur in some installations, when the product is connected to a peripheral device or test object, or if the product is used in residential or commercial areas. To minimize interference with radio and television reception and prevent unacceptable performance degradation, install and use this product in strict accordance with the instructions in the product documentation.

Furthermore, any changes or modifications to the product not expressly approved by NI could void your authority to operate it under your local regulatory rules.

 **Notice** The input terminals of this device are not protected for electromagnetic interference. As a result, this device may experience reduced measurement accuracy or other temporary performance degradation when connected cables are routed in an environment with electromagnetic interference. To limit the effects of this interference and to ensure that this device functions within specifications, take precautions when designing, selecting, and installing measurement probes and cables.


 **Notice** To ensure the specified EMC performance, operate this product only with double-shielded cables and accessories.


 **Notice** To ensure the specified EMC performance, the length of all I/O cables must be no longer than 3 m (10 ft).


Electromagnetic Compatibility Standards

This product meets the requirements of the following EMC standards for electrical equipment for measurement, control, and laboratory use:


- EN 61326-1 (IEC 61326-1): Class A emissions; Basic immunity
- EN 55011 (CISPR 11): Group 1, Class A emissions
- AS/NZS CISPR 11: Group 1, Class A emissions
- FCC 47 CFR Part 15B: Class A emissions
- ICES-003: Class A emissions

 **Note** Group 1 equipment (per CISPR 11) is any industrial, scientific, or medical equipment that does not intentionally generate radio frequency energy for the treatment of material or inspection/analysis purposes.

 **Note** In the United States (per FCC 47 CFR), Class A equipment is intended for use in commercial, light-industrial, and heavy-industrial locations. In Europe, Canada, Australia and New Zealand (per CISPR 11) Class A equipment is intended for use only in heavy-industrial locations.

 **Note** For EMC declarations, certifications, and additional information, refer to the [Product Certifications and Declarations](#) section.

Environmental Guidelines

 **Notice** This model is intended for use in indoor applications only.

Environmental Characteristics

Temperature and Humidity

Temperature	
Operating	0 °C to 55 °C
Storage	-40 °C to 71 °C
Humidity	
Operating	10% to 90%, noncondensing
Storage	5% to 95%, noncondensing
Pollution Degree	2
Maximum altitude	4,600 m (at 25 °C ambient temperature)

Shock and Vibration

Random vibration	
Operating	5 Hz to 500 Hz, 0.3 g RMS
Non-operating	5 Hz to 500 Hz, 2.4 g RMS
Operating shock	30 g, half-sine, 11 ms pulse

Environmental Management


NI is committed to designing and manufacturing products in an environmentally responsible manner. NI recognizes that eliminating certain hazardous substances from our products is beneficial to the environment and to NI customers.

For additional environmental information, refer to the *Commitment to the Environment* web page at ni.com/environment. This page contains the environmental regulations and directives with which NI complies, as well as other environmental information not included in this document.

Waste Electrical and Electronic Equipment (WEEE)

 **EU Customers** At the end of the product life cycle, all NI products must be disposed of according to local laws and regulations. For more information about how to recycle NI products in your region, visit ni.com/environment/weee.


电子信息产品污染控制管理办法（中国 RoHS）

 **中国客户** National Instruments 符合中国电子信息产品中限制使用某些有害物质指令 (RoHS)。关于 National Instruments 中国 RoHS 合规性信息, 请登录 ni.com/environment/rohs_china。(For information about China RoHS compliance, go to ni.com/environment/rohs_china.)

Environmental Standards

This product meets the requirements of the following environmental standards for electrical equipment.

- IEC 60068-2-1 Cold
- IEC 60068-2-2 Dry heat
- IEC 60068-2-78 Damp heat (steady state)
- IEC 60068-2-64 Random operating vibration
- IEC 60068-2-6 Sinusoidal operating vibration
- IEC 60068-2-27 Operating shock
- MIL-PRF-28800F
 - Low temperature limits for operation Class 3, for storage Class 3
 - High temperature limits for operation Class 2, for storage Class 3
 - Random vibration for non-operating Class 3
 - Shock for operating Class 2

 **Note** To verify marine approval certification for a product, refer to the product label or visit ni.com/certification and search for the certificate.

Power³

Current draw	
+3.3 V DC	1.82 A
+12 V DC	1.16 A
Power draw	
+3.3 V DC	6 W
+12 V DC	14 W
Total	20 W
Total maximum power allowed	30 W

Physical

Dimensions	3U, one-slot, PXI Express/CompactPCI Express module 2.0 cm × 13.0 cm × 21.6 cm (0.8 in × 5.1 in × 8.5 in)
Weight	380 g (13.4 oz)
Front panel connectors	BNC HD-BNC Probe compensation terminals

Maintenance

Clean the hardware with a soft, nonmetallic brush. Make sure that the hardware is completely dry and free from contaminants before returning it to service.

CE Compliance

This product meets the essential requirements of applicable European Directives, as follows:

- 2014/35/EU; Low-Voltage Directive (safety)
- 2014/30/EU; Electromagnetic Compatibility Directive (EMC)

Export Compliance

This model is subject to control under the U.S. Export Administration Regulations (15 CFR Part 730 et. seq.) administered by the U.S. Department of Commerce's Bureau of Industry and Security (BIS) (www.bis.doc.gov) and other applicable U.S. export control laws and sanctions regulations. This model may also be subject to additional license requirements of other countries' regulations.

Additionally, this model may also require export licensing before being returned to NI. The issuance of a Return Material Authorization (RMA) by NI does not constitute export authorization. The user must comply with all applicable export laws prior to exporting or re-exporting this model. See ni.com/legal/export-compliance for more information and to request relevant import classification codes (e.g. HTS), export classification codes (e.g. ECCN), and other import/export data.

Product Certifications and Declarations

Refer to the product Declaration of Conformity (DoC) for additional regulatory compliance information. To obtain product certifications and the DoC for NI products, visit ni.com/product-certifications, search by model number, and click the appropriate link.

Additional Resources

Visit ni.com/manuals for more information about your model, including specifications, pinouts, and instructions for connecting, installing, and configuring your system.

Worldwide Support and Services

The NI website is your complete resource for technical support. At ni.com/support, you have access to everything from troubleshooting and application development self-help resources to email and phone assistance from NI Application Engineers.

Visit ni.com/services for information about the services NI offers.

³ All values nominal. *Nominal* specifications describe an attribute that is based on design, conformance testing, or supplemental testing.

Visit ni.com/register to register your NI product. Product registration facilitates technical support and ensures that you receive important information updates from NI.

NI corporate headquarters is located at 11500 North Mopac Expressway, Austin, Texas, 78759-3504. NI also has offices located around the world. For support in the United States, create your service request at ni.com/support or dial 1 866 ASK MYNI (275 6964). For support outside the United States, visit the *Worldwide Offices* section of ni.com/niglobal to access the branch office websites, which provide up-to-date contact information.

Information is subject to change without notice. Refer to the *NI Trademarks and Logo Guidelines* at ni.com/trademarks for information on NI trademarks. Other product and company names mentioned herein are trademarks or trade names of their respective companies. For patents covering NI products/technology, refer to the appropriate location: **Help>Patents** in your software, the `patents.txt` file on your media, or the *National Instruments Patent Notice* at ni.com/patents. You can find information about end-user license agreements (EULAs) and third-party legal notices in the `readme` file for your NI product. Refer to the *Export Compliance Information* at ni.com/legal/export-compliance for the NI global trade compliance policy and how to obtain relevant HTS codes, ECCNs, and other import/export data. NI MAKES NO EXPRESS OR IMPLIED WARRANTIES AS TO THE ACCURACY OF THE INFORMATION CONTAINED HEREIN AND SHALL NOT BE LIABLE FOR ANY ERRORS. U.S. Government Customers: The data contained in this manual was developed at private expense and is subject to the applicable limited rights and restricted data rights as set forth in FAR 52.227-14, DFAR 252.227-7014, and DFAR 252.227-7015.

© 2018—2019 National Instruments. All rights reserved.