

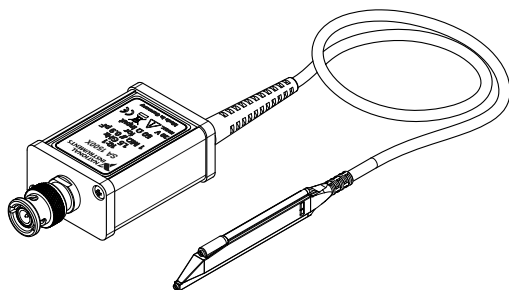
DEVICE SPECIFICATIONS

SA2500X

High Impedance Active Probe

This document lists specifications for the SA2500X active probe, which can contact adjacent square pins to 2.54 mm pitch simultaneously. The housing is T-shaped which allows many probes to be positioned next to each other in a chain, allowing for many measurements at the same time. The SA2500X is system-independent. The probe's standard BNC connector can be plugged into any measuring instrument with a 50 Ω input. The SA2500X is suitable for measurements in all frequency ranges.

Figure 1. SA2500X



Operating Basics

When using this device, ensure that the measuring instrument is set to 50 Ω input coupling and the SA2500X is connected to the power supply.



Caution Do not bend or pull the probe cable. Avoid mechanical shock to the device to ensure accurate performance and protection.

Cautions

To avoid personal injury and to prevent fire or damage to the SA2500X, review and comply with the following information.



Caution The protection provided by the SA2500X can be impaired if it is used in a manner not described in this document.



Caution Connect the probe ground lead to earth ground. Always make sure the probe and the measurement instrument are grounded properly.



Caution Connect the probe output to the measurement instrument and connect the ground lead to earth ground before connecting the probe to the circuit under test. Disconnect the probe input and the probe ground lead from the circuit under test before disconnecting the probe from the measurement instrument.



Caution Do not exceed the maximum ratings of the probe. Comply with the voltage versus frequency derating curve.



Caution Avoid open circuitry. Do not touch connections or components when power is present.



Caution Do not operate the probe with suspected failures.



Caution Do not operate the probe in an explosive atmosphere.



Caution Due to the nature of open probes, there may be susceptibility to outside interference.

Cleaning your Device

To clean the exterior of the probe use a soft cloth moistened with either distilled water or isopropyl alcohol. Allow the probe to dry completely before using.

Electrical Specification

Attenuation ratio	10:1, $\pm 0.5\%$ (DC)
Dynamic measuring range	± 8 V
Bandwidth (Probe only)	2.5 GHz
Maximum rated input voltage	20 V



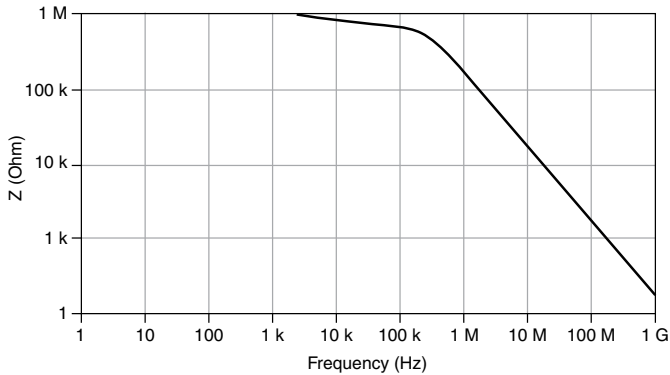
Note Input impedance decreases as the frequency of the applied signal increases.

Input Impedance



Note Input impedance decreases as the frequency of the applied signal increases.

Figure 2. SA2500X Typical Input Impedance



Maximum Input Voltage and Dynamic Measuring Range

The SA2500X is protected against electrostatic discharge voltage (ESD). Applying input-voltages outside the specified limits can result in destruction of the probe's amplifier.

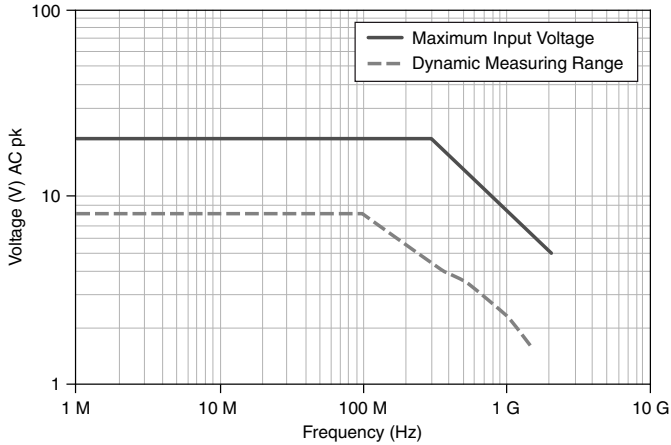


Caution The maximum amplitude of the input signal should not exceed the limits stated by the graph below to counter harmonic distortion and avoid input linearity errors. (Dynamic measuring range)



Caution The maximum amplitude of the input signal may not exceed the limits stated by the graph below to avoid damage to the probe. (Maximum input voltage)

Figure 3. SA2500X Input Voltage Versus Frequency



Electrical Characteristics

Input resistance (system)	> 1 M Ω (DC)
Input capacitance (system)	0.9 pF V
Oscilloscope input coupling	50 Ω AC/DC

Mechanical Characteristics

Weight (probe only)	96 g
Cable length	1.3 m

Operating Environment

Maximum altitude	2000 m
Operating temperature range	0 $^{\circ}$ C to 45 $^{\circ}$ C

Maximum relative humidity	80% relative humidity for temperatures up to 31 °C, decreasing linearly to 50% at 45 °C
Pollution degree	2

Indoor use only.

Storage Environment

Altitude	up to 15000 m
Temperature range	-40 °C to 71 °C

Verifying the Kit Contents

- Calibration certificate
- Ground blade
- Ground lead 6 cm
- Ground lead 12 cm
- Ground lead 90° 5 cm
- Ground lead 90° 10 cm
- Ground lead
- Hook (black)
- Hook (red)
- Instruction manual
- L-in adapter
- Marker bands 4 colors
- PCB adapter
- Power supply
- Probe
- Two self-adhesive cu pads (2 x 2 cm)
- Solid tip
- Spring tip
- Y-lead adapter to 0.8 mm sockets
- Z-ground



Caution Use ground lead only for connections to earth ground.



Caution The accessories with the probe have been safety tested. Do not use any other accessories than those provided.

Online Product Certification

Refer to the product Declaration of Conformity (DoC) for additional regulatory compliance information. To obtain product certifications and the DoC for this product, visit ni.com/certification, search by model number or product line, and click the appropriate link in the Certification column.

Environmental Management

NI is committed to designing and manufacturing products in an environmentally responsible manner. NI recognizes that eliminating certain hazardous substances from our products is beneficial to the environment and to NI customers.

For additional environmental information, refer to the *Minimize Our Environmental Impact* web page at ni.com/environment. This page contains the environmental regulations and directives with which NI complies, as well as other environmental information not included in this document.

Waste Electrical and Electronic Equipment (WEEE)



EU Customers At the end of the product life cycle, all NI products must be disposed of according to local laws and regulations. For more information about how to recycle NI products in your region, visit ni.com/environment/weee.

电子信息产品污染控制管理办法（中国 RoHS）



中国客户 National Instruments 符合中国电子信息产品中限制使用某些有害物质指令 (RoHS)。关于 National Instruments 中国 RoHS 合规性信息，请登录 ni.com/environment/rohs_china。(For information about China RoHS compliance, go to ni.com/environment/rohs_china.)

Refer to the *NI Trademarks and Logo Guidelines* at ni.com/trademarks for information on National Instruments trademarks. Other product and company names mentioned herein are trademarks or trade names of their respective companies. For patents covering National Instruments products/technology, refer to the appropriate location: **Help»Patents** in your software, the `patents.txt` file on your media, or the *National Instruments Patent Notice* at ni.com/patents. You can find information about end-user license agreements (EULAs) and third-party legal notices in the readme file for your NI product. Refer to the *Export Compliance Information* at ni.com/legal/export-compliance for the National Instruments global trade compliance policy and how to obtain relevant HTS codes, ECCNs, and other import/export data. NI MAKES NO EXPRESS OR IMPLIED WARRANTIES AS TO THE ACCURACY OF THE INFORMATION CONTAINED HEREIN AND SHALL NOT BE LIABLE FOR ANY ERRORS. U.S. Government Customers: The data contained in this manual was developed at private expense and is subject to the applicable limited rights and restricted data rights as set forth in FAR 52.227-14, DFAR 252.227-7014, and DFAR 252.227-7015.

© 2015 National Instruments. All rights reserved.

375259B-01 Jul15